Accessing the Updated VPortal

Login Process

Navigate to the VPortal login from the Volusia County homepage by selecting the VPortal link from the menu bar or VPortal icon.

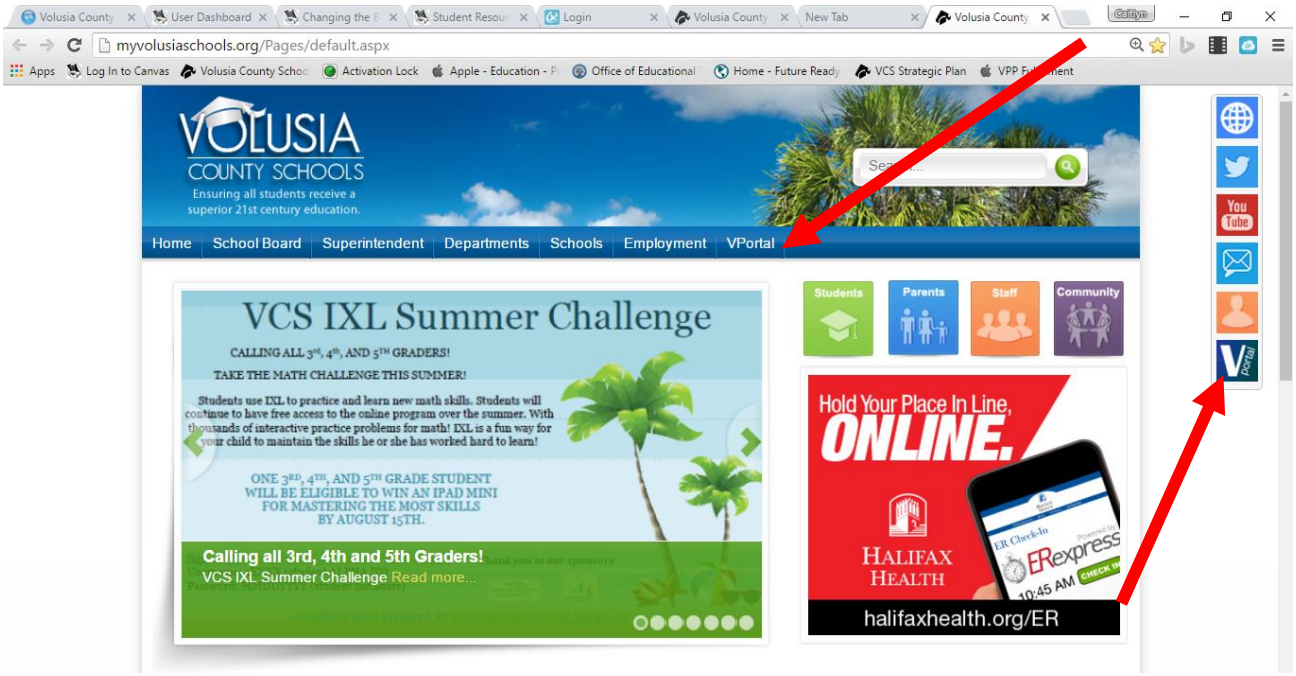

After selecting the V-Portal login, you'll notice the first Welcome message. Please read and then click the green "close" button to login and access the portal.

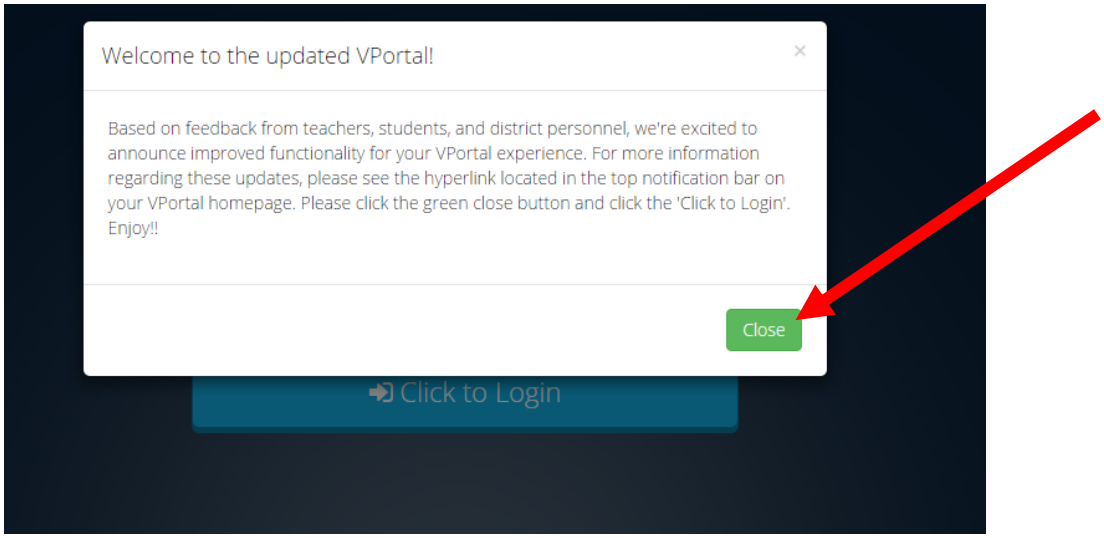

Then click, “Click to Login.” If you are on the VCS network and logged into the computer, you’ll be automatically logged into VPortal without having to enter your credentials.



If you are accessing VPortal from home or a network other than the VCS network, you’ll have to enter your network credentials to access VPortal.

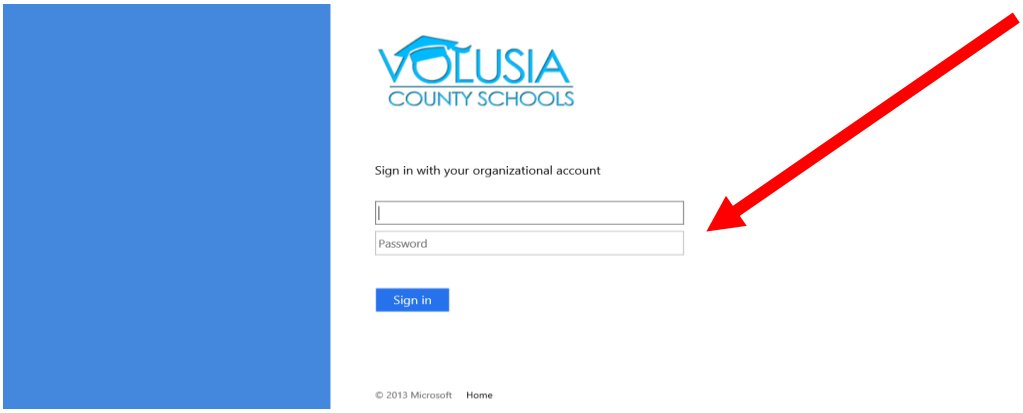

Students:

Username: 1alpha@vcs2go.net

Password: defaulted to birthdate (MMDDYYYY) or however the student checks Gradebook

Staff:

Username: networklogin@volusia.k12.fl.is

Password: network password

During your first login, you'll be promoted to authenticate by confirming your network password.

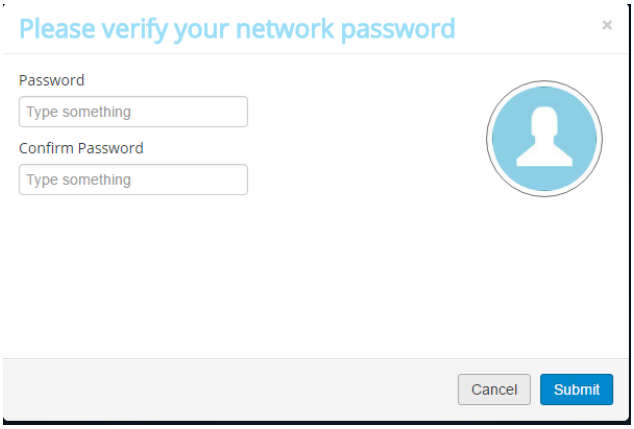

You'll notice the additional notification message which provides resources in navigating the updated V-Portal.

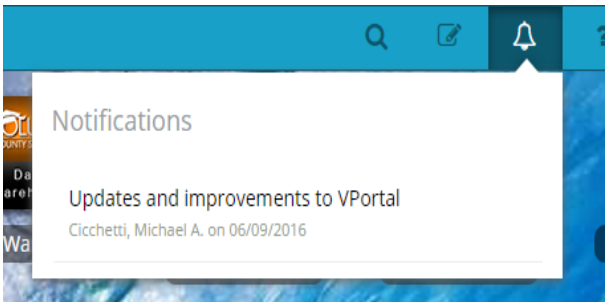

You'll be able to locate all available apps or tiles in the updated V-Portal.

Previously, tiles were sorted into menus. These same categories and resources are available for users but are now in a folder view.

Previous VPortal Experience:

Updated VPortal Experience:

Customers can select a folder to view the available resources. Then click on the tile of your choice to access a resource.